

Installing a Macrium reflect v6 to v7 Upgrade

This article explains how to download and install Macrium Reflect v7 using your v6 to v7 upgrade license key.

- [License key format](#)
- [Upgrading to Macrium Reflect v7 from an existing v6 Installation with a free upgrade key.](#)
- [Upgrading to Macrium Reflect v7 from an existing v6 Installation using a purchased upgrade key](#)
- [Upgrading to Macrium Reflect v7 without an existing installation of v6](#)
- [Related articles](#)

Macrium Reflect v7 includes powerful industry leading technologies to reduce image creation time using 'Changed Block Tracking' (CBT). v7 also includes Macrium viBoot 'instant virtualisation' that enables creation of a Hyper-V Virtual Machine with just a couple of clicks.

The user interface changes from v6 have been kept minimal and upgrading from v6 will be an easy process. See [New in Version 7](#) for more information.

Upgrade to v7

Enter your email address or v6 license key in the upgrade page

License key format

Note: If you are unable to locate your v5 or v6 keys then please see this page <http://www.macrium.com/account/myorders.aspx> to request your order history

Macrium reflect v6 keys

Product	Key format
v6 Home	36-XXXX-XXXX-XXXX-XXXX-XXXXXXX
v6 Workstation	37-XXXX-XXXX-XXXX-XXXX-XXXXXXX
v6 Server	38-XXXX-XXXX-XXXX-XXXX-XXXXXXX
v6 Server Plus	39-XXXX-XXXX-XXXX-XXXX-XXXXXXX

Macrium reflect v7 and v6 to v7 upgrade keys

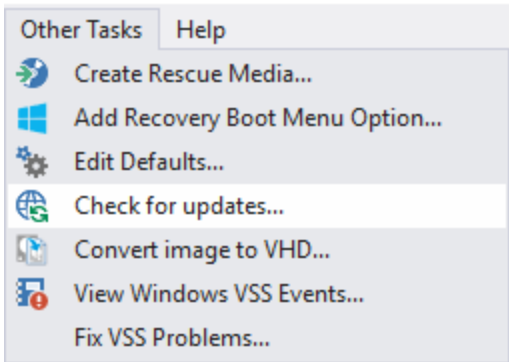
Product	Key format
v7 Home	56-XXXX-XXXX-XXXX-XXXX-XXXXXXX
v7 Workstation	57-XXXX-XXXX-XXXX-XXXX-XXXXXXX
v7 Server	58-XXXX-XXXX-XXXX-XXXX-XXXXXXX
v7 Server Plus	59-XXXX-XXXX-XXXX-XXXX-XXXXXXX

Upgrading to Macrium Reflect v7 from an existing v6 Installation with a free upgrade key.

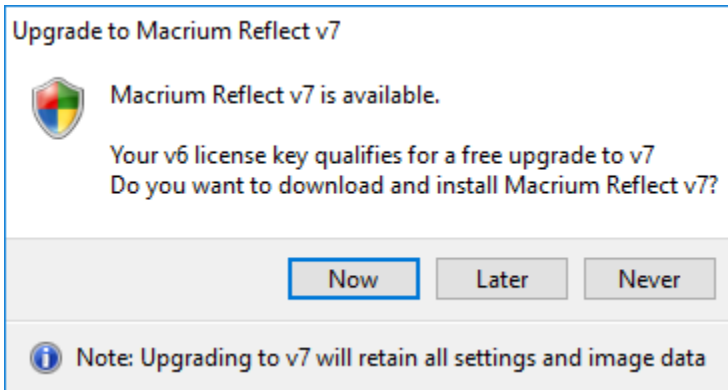
Free upgrades to v7 from v6 are available to customers with an active Support and Maintenance subscription and for v6 keys purchased on or after 26th November 2016.

Before you begin, ensure that you are at the latest release of Macrium Reflect v6 by taking the **'Other Tasks' > 'Check for updates'** menu option.

1. Take the **'Other Tasks' > 'Check for updates'** menu option:



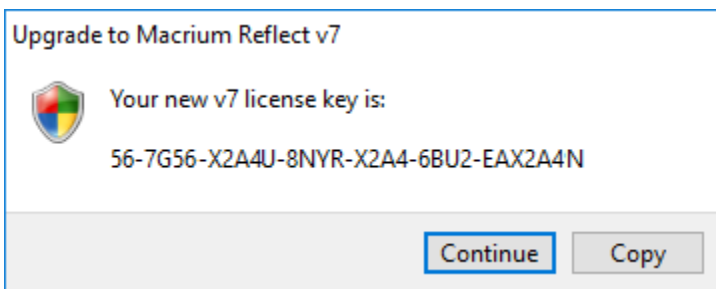
2. The following message prompt is displayed:



Click **'Now'** to upgrade immediately.

Note: If you click **'Never'** then further attempts to update your installation will only check for v6 updates. To override this **hold the 'Ctrl' key down** when you take the 'Check for updates..' menu option.

3. Your new key will be shown in the following message box:



To save your key for future reference, use the 'Copy' button to copy your new key to the Windows clipboard

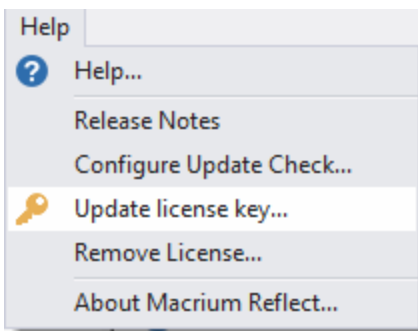
Clicking **'Continue'** or **'Copy'** will download the Full Macrium Reflect v7 Installer for your purchased edition. The installer will start automatically.

Upgrading to Macrium Reflect v7 from an existing v6 Installation using a purchased upgrade key

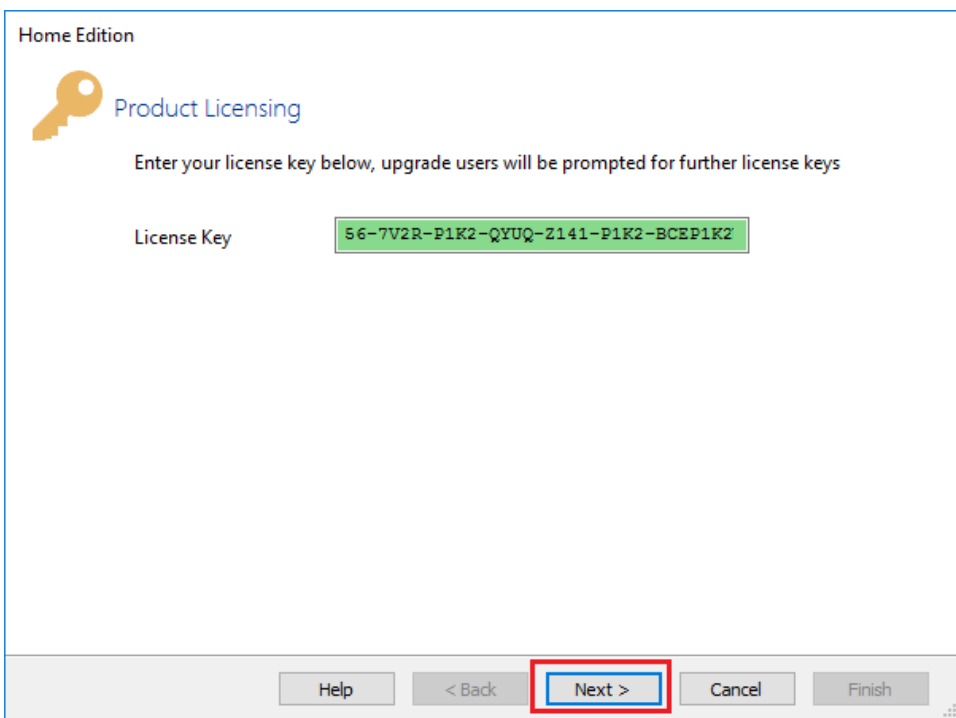
You can enter your purchased v6 to v7 upgrade license key directly into your Macrium Reflect v6 installation. This process will automatically upgrade your v6 key without you having to type it in again in the installer.

Before you begin, ensure that you are at the latest release of Macrium Reflect v6 by taking the **'Other Tasks' > 'Check for updates'** menu option.

1. Take the **'Help' > 'Update license key..'** menu option.

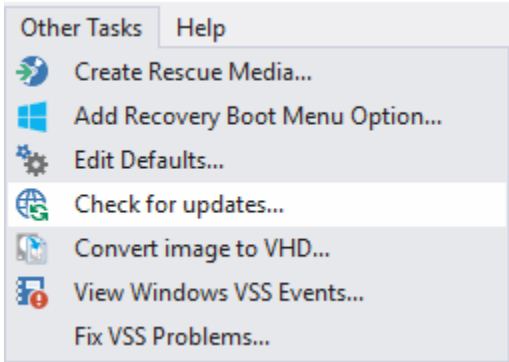


2. In the dialog that opens **enter your purchased v6 to v7 upgrade key**. This key will begin '56-', '57-', '58-' or '59-' depending on the edition:

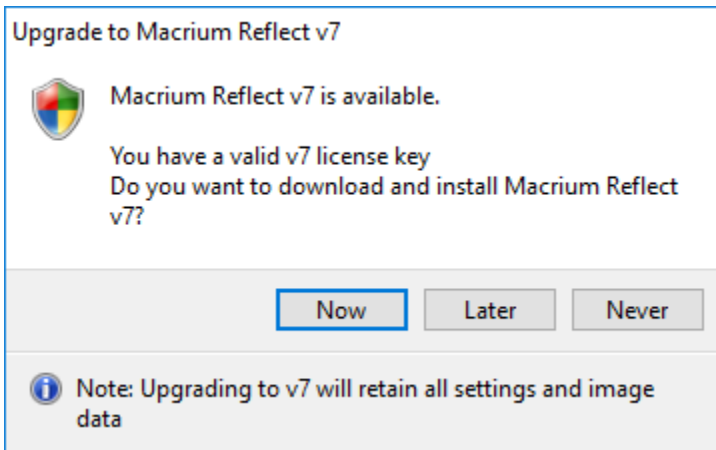


Click '**Next**' and then '**Finish**' to register your new v7 key.

3. The final step is to download and run the v7 Installer. You can do this immediately or at a later stage if you wish. **Take the 'Other Tasks' > 'Check for updates'** menu option:



The following message prompt is displayed:



Click **'Now'** to download the Full Macrium Reflect v7 Installer for your purchased edition. The installer will start automatically.

Note: If you click **'Never'** then further attempts to update your installation will only check for v6 updates. To override this **hold the 'Ctrl' key down** when you take the 'Check for updates..' menu option.

Upgrading to Macrium Reflect v7 without an existing installation of v6

If you have uninstalled v6 then you can download the installer using the Macrium Reflect download manager.

Note: This method will require you to enter the v6 key that you are upgrading the v7 installer

1. Download and run the Macrium Reflect download manager: Click '[ReflectDLFull.exe](#)' to download.

2. Enter your **v7 Key** in the download manager to download and run the v7 installer:

Macrium Reflect Download Agent

Select Installation Package

Select Macrium Reflect software to download

☐ Free/Trial software Free

☒ Full software. Enter license key 56-EATA-52BW-52BW-CG3V-52BW-45352BW

Download Location & Options

The most appropriate install package will be downloaded for your computer. Click Options to select additional components for subsequent offline installs.

Save to folder C:\Macrium\

☒ Run installer directly after downloading Options

Registration Information

Name N/A

Company Name N/A

Download Information

Selected Download: Reflect Installer Only

0MB of 0MB (0%)

Pause

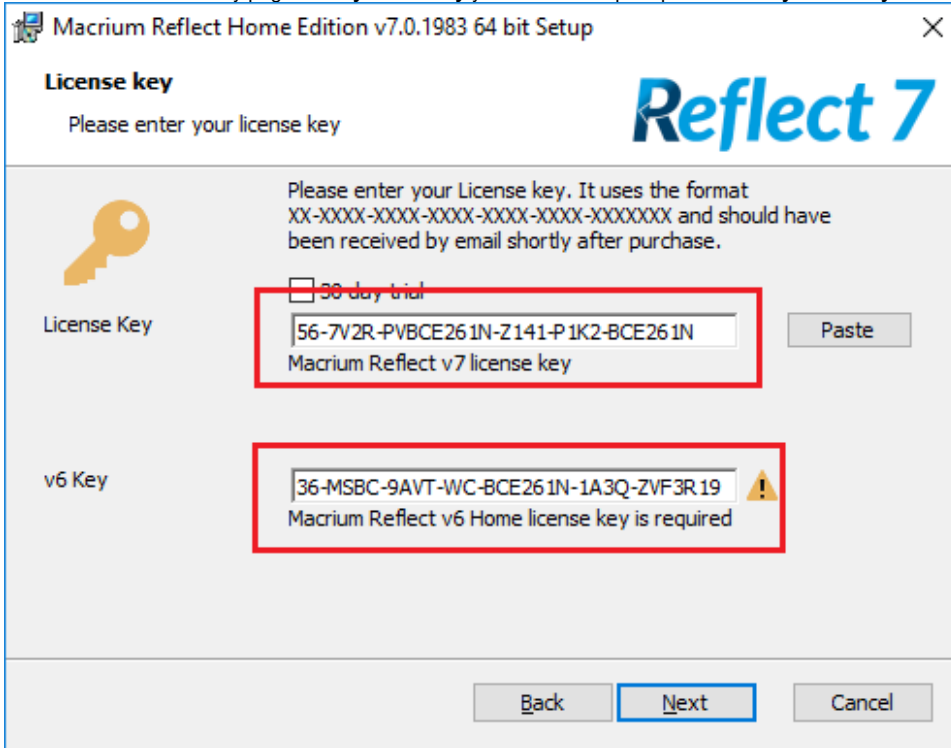
Help Download Close

The Macrium Reflect installer and Windows PE rescue media files will be downloaded and the installer will start automatically .

Note: You **must** enter your v7 key. If you enter your v6 key you will download the Macrium Reflect v6 installer

3. The installer will require you to enter both your new v7 upgrade key and your existing v6 key.

In the installer License Key page **enter your v7 Key** you will then be prompted to **enter your v6 key**:



The image shows the 'License key' page of the Macrium Reflect Home Edition v7.0.1983 64 bit Setup. The window title is 'Macrium Reflect Home Edition v7.0.1983 64 bit Setup'. The page has a blue header with the 'Reflect 7' logo. Below the header, it says 'Please enter your license key'. There are two main sections: 'License Key' and 'v6 Key'. The 'License Key' section has a key icon and a text box containing the key '56-7V2R-PVBCE26 1N-Z141-P1K2-BCE26 1N'. A red box highlights this key and the '30-day trial' checkbox. The 'v6 Key' section has a text box containing the key '36-MSBC-9AVT-WC-BCE26 1N-1A3Q-ZVF3R19'. A red box highlights this key and a warning icon. At the bottom, there are 'Back', 'Next', and 'Cancel' buttons.

Macrium Reflect Home Edition v7.0.1983 64 bit Setup

License key

Please enter your license key

Please enter your License key. It uses the format XX-XXXX-XXXX-XXXX-XXXX-XXXX-XXXX and should have been received by email shortly after purchase.

☐ 30-day trial

License Key

56-7V2R-PVBCE26 1N-Z141-P1K2-BCE26 1N

Macrium Reflect v7 license key

Paste

v6 Key

36-MSBC-9AVT-WC-BCE26 1N-1A3Q-ZVF3R19

Macrium Reflect v6 Home license key is required

Back Next Cancel

Note: You are only required to enter your v6 license key **once**. After this first installation your v7 key becomes a Full key and your **v6 key is deactivated**.

Related articles

[Upgrade FAQ](#)
[Installing Macrium Reflect](#)
[Installing and updating Macrium Reflect offline](#)
[Troubleshooting installer issues](#)