

VSS Error 0x8000ffff Backup aborted! - Failed To Create Volume Snapshot

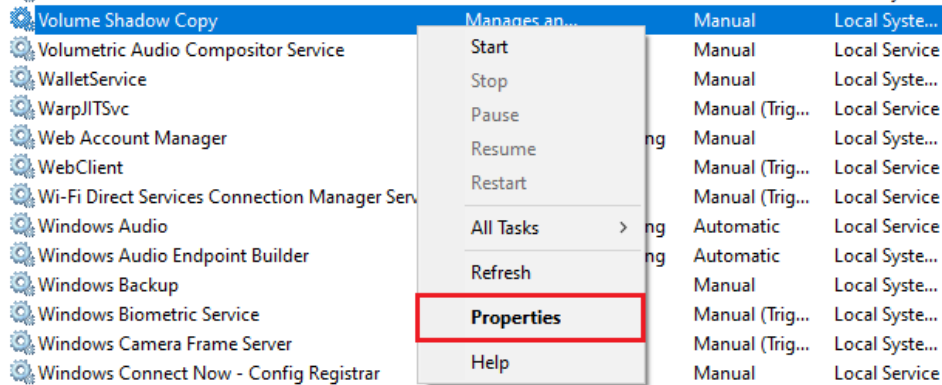
Problem

The Volume Shadow Copy service, or supporting services, are either not running or have become corrupt. Possible solutions to this issue are:

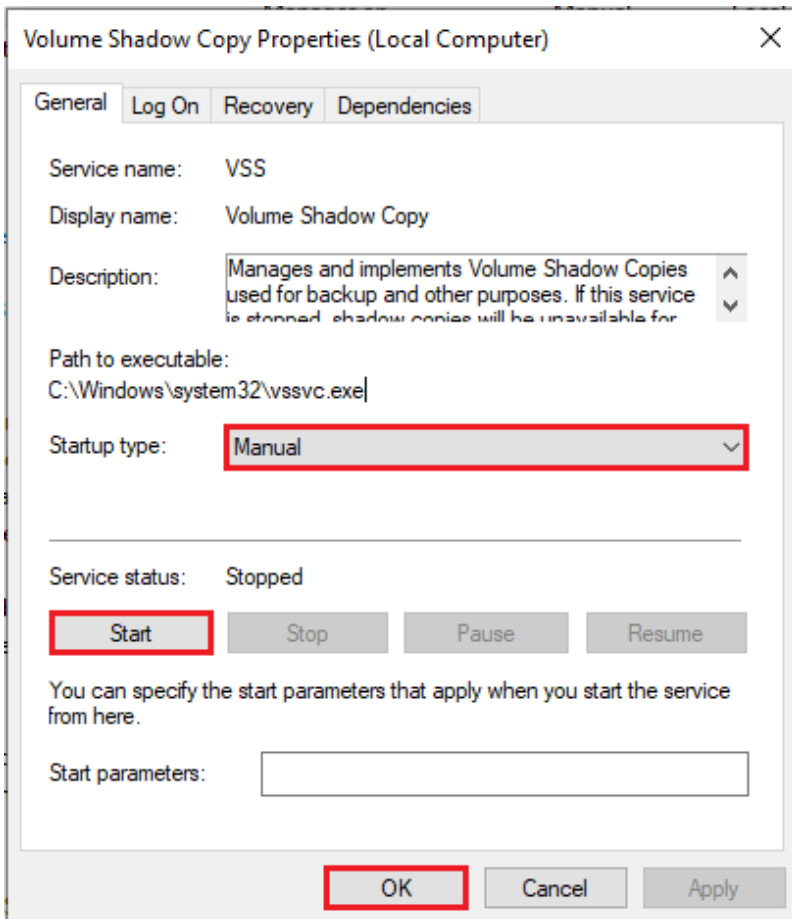
- [Enable Volume Shadow Copy service](#)
 - [Enable COM+ Event System service](#)
 - [Register the Microsoft VSS components](#)
-

Solution - Enable Volume Shadow Copy Service

1. Click **Start** then **Run**, type in **services.msc** and press the **Enter** key to launch the Windows Service control manager.
2. Locate the service by the name **Volume Shadow Copy**.



3. Right-click and select **Properties**. The service dialog is shown.
4. Ensure **Startup Type** is set to **Manual**, click **Apply**.
5. If the **Service status** is **Stopped**, click **Start**. Otherwise, leave at Started state.



6. Click **OK**.

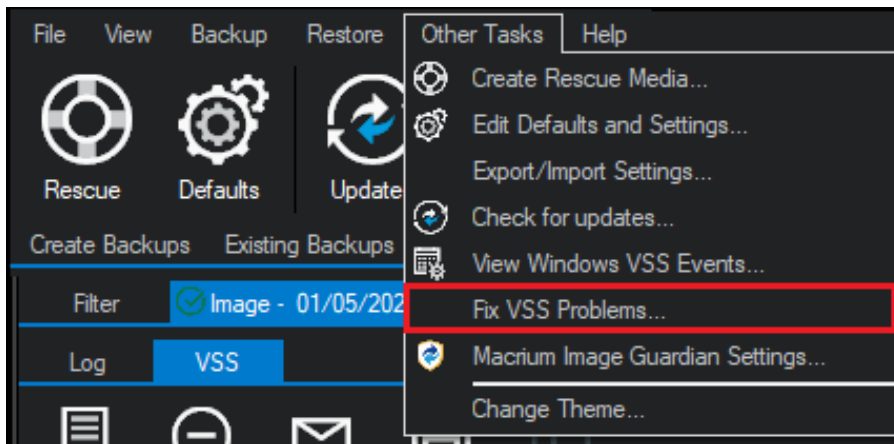
Solution - Enable COM+ Event System Service

1. Launch Windows Service control manager as shown above.
2. Locate the service by name **COM+ Event System**.
3. Right-click on **COM+ Event System** and select **Properties**, the service dialog is shown.
4. Ensure **Startup Type** is **Automatic**, click **Apply**.
5. If **Service Status** is **Stopped**, click **Start**. Otherwise, leave at Started state.
6. Click **OK**.

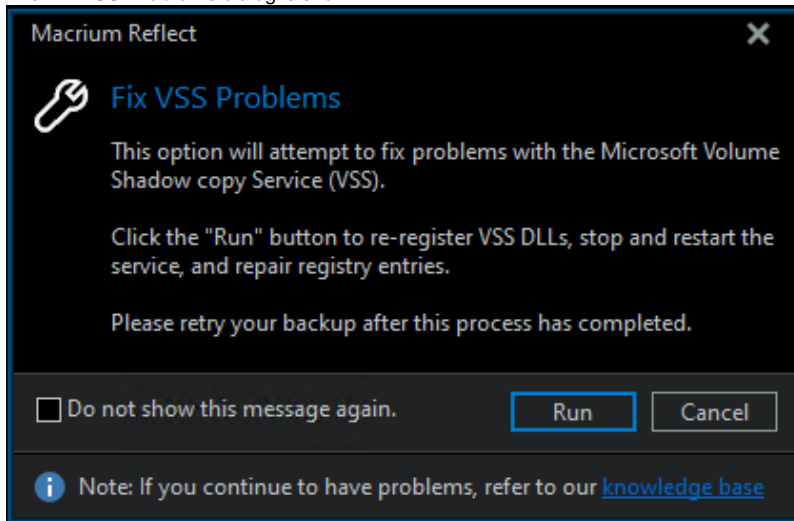
[Top of page](#)

Solution - Register the Microsoft VSS Components

1. From the Macrium Reflect main menu, click **Other Tasks** then **Fix VSS Problems**



2. The **Fix VSS Problems** dialog is shown



3. Click **Run** to register the Microsoft VSS Components

Top Of Page

Related articles

- [The Macrium Rescue Environment](#)
- [Backup aborted! - Write operation failed - The request could not be performed because of an I/O device error](#)
- [Backup aborted! - None of the specified backup locations could be written to](#)
- [Macrium Services Provider License Agreement explained](#)
- [Backup aborted! - Unable to lock volume](#)