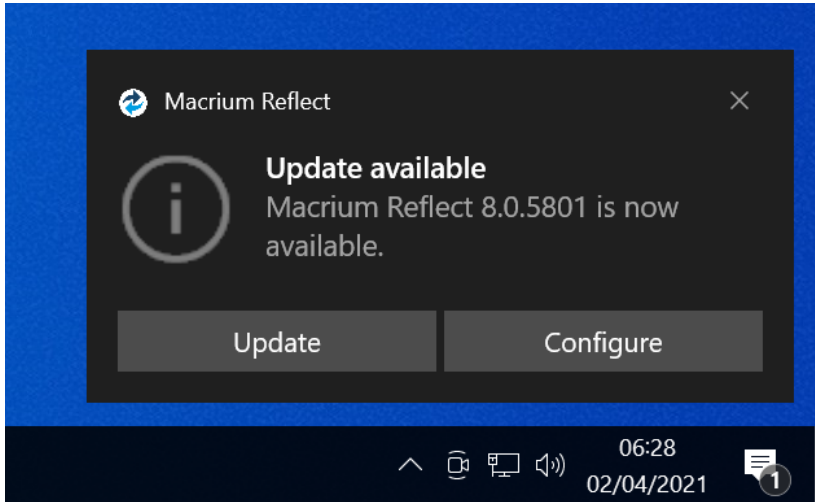


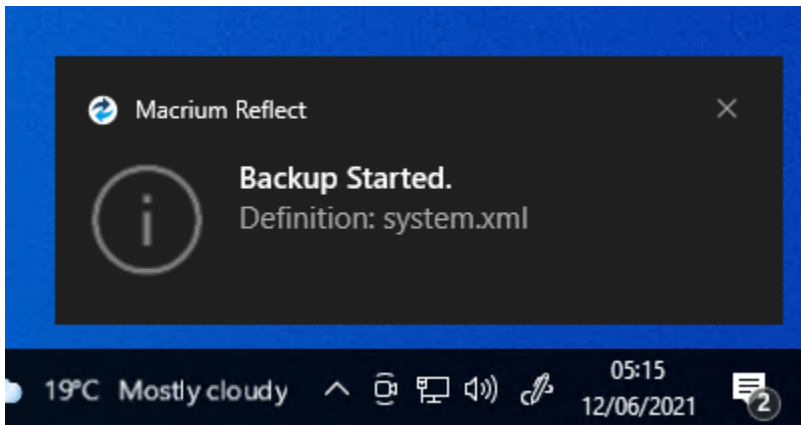
Windows 10 Notifications

Windows 10 comes with a **'Notifications and Actions'** settings area. Each application that generates a toast notification creates an entry in the **'Notifications and Actions'** database when the notification is generated. This includes Macrium Reflect when a backup, restore or clone is started, and when updates are available and [notifications are configured](#) .

An example of a 'Update Available' notification

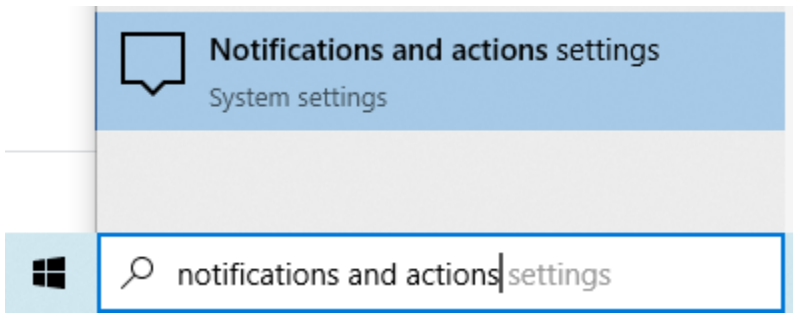


An example of a 'Backup Started' notification.

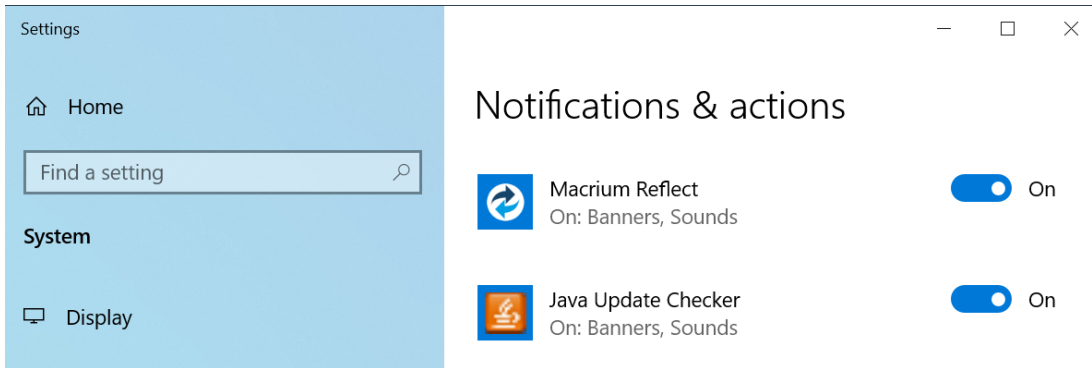


Notifications can be enabled and disabled in 'Notifications and actions settings'

To start the Notifications and Actions setting window **type "Notifications and actions"** in the Windows search bar and **select 'Notifications and actions settings'** in the results list.



Scroll down to **locate 'Macrium Reflect'**



Make sure that the the option is 'On' to see notifications.