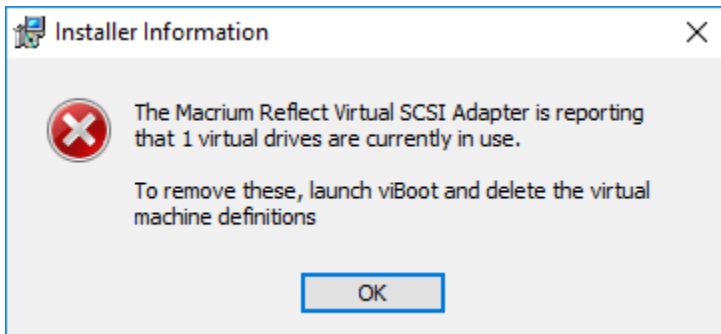


viBoot installation error when upgrading from 7.0 to 7.1

Macrium Reflect v7.0 viBoot is not compatible with v7.1 viBoot. This means that any existing 7.0 viBoot Virtual Machines must be deleted prior to installing 7.1.

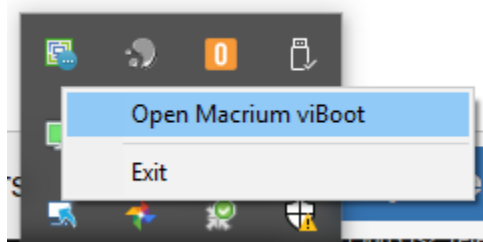
If existing 7.0 viBoot VMs remain during 7.1 installation then the installer will abort with the following message:



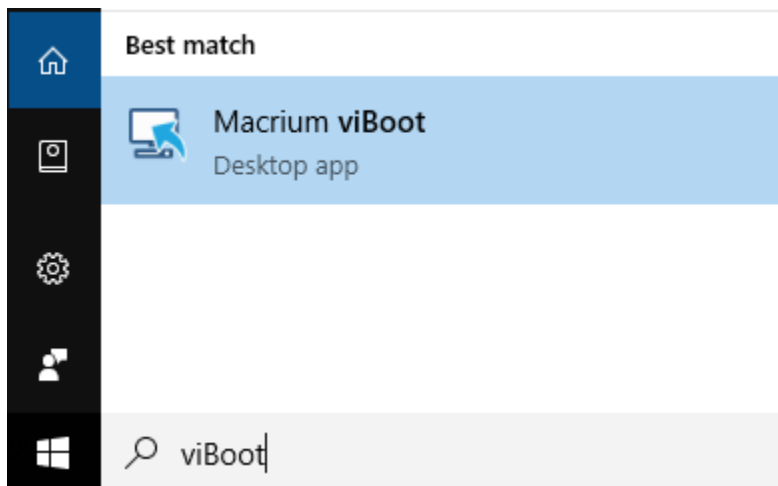
To correct this problem, **click 'OK'** to terminate the install and delete any existing VMs using the viBoot user interface.

To launch viBoot and delete Virtual Machines

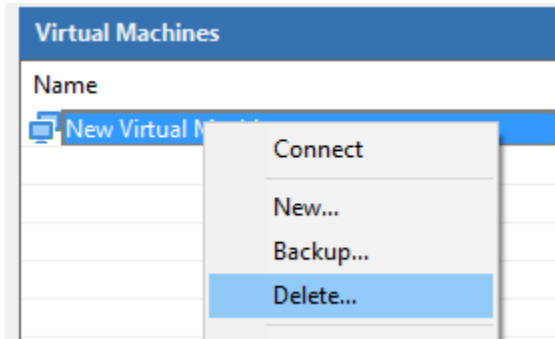
Right click on the viBoot icon in the TaskBar and **select 'Open Macrium viBoot'**



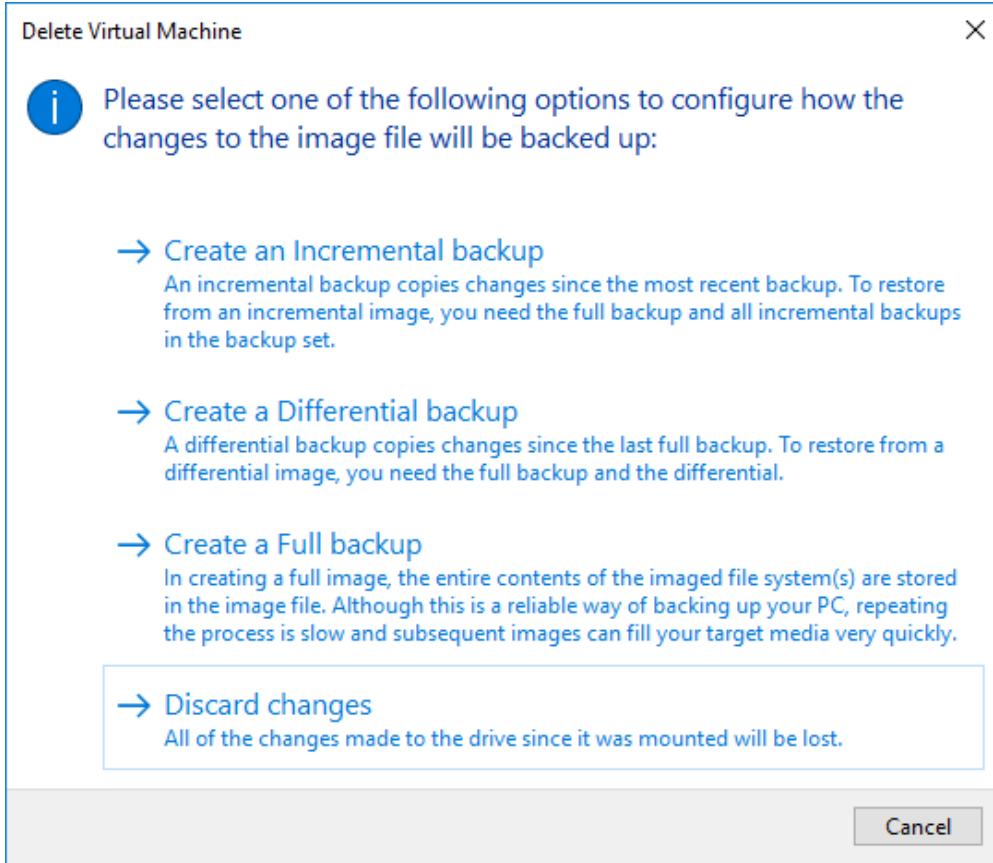
Or **type 'viBoot'** in the Windows search bar:



When the viBoot UI starts, **right click** on any existing VMs and **select 'Delete...'**



You will then be prompted to backup or discard changes in the VM



Note: This will lose any changed data in the VM(s), so if necessary take a 'Backup' option prior to deleting.

The Macrium Reflect v7.1 installation can now be started again