

# Restore failed - Write failed - Permission denied WriteFileSystemData failed

This bug has been resolved in [Macrium Reflect v7.1.2695](#) and later. Please **take the 'Other Tasks' > 'Check for updates'** menu option if you are experiencing this problem.

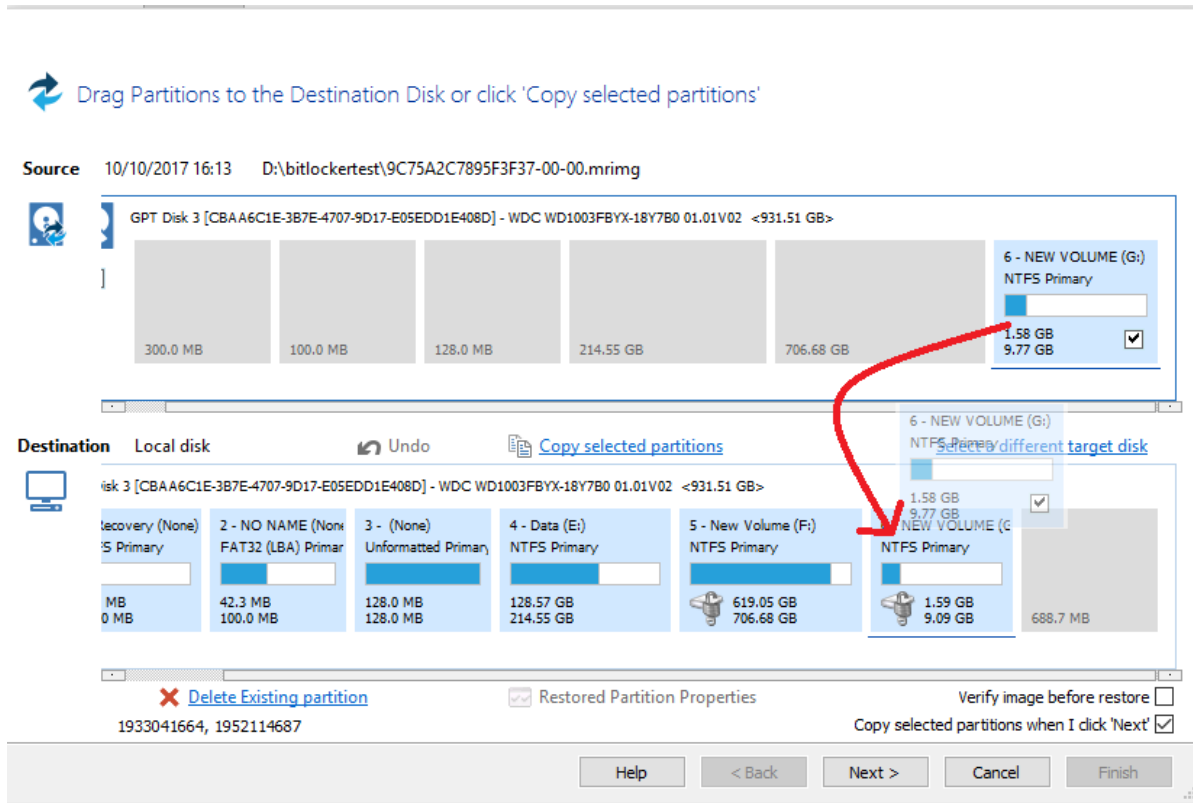
A restore to a BitLocker volume can fail with the following error shown in the restore log:

```
Restore failed - Write failed - 13 - Permission denied  
WriteFileSystemData failed pDataRun == NULL RemapMFTRRecord failed
```

When using **'Drag and Drop'** to restore to an unlocked BitLocker partition, Macrium reflect will **incorrectly** attempt to perform a **BitLocker Live Restore** if the result of the operation is to shrink or extend the restored partition.

For more information on BitLocker Live Restore please see: [BitLocker Restore/Clone Outcomes](#)

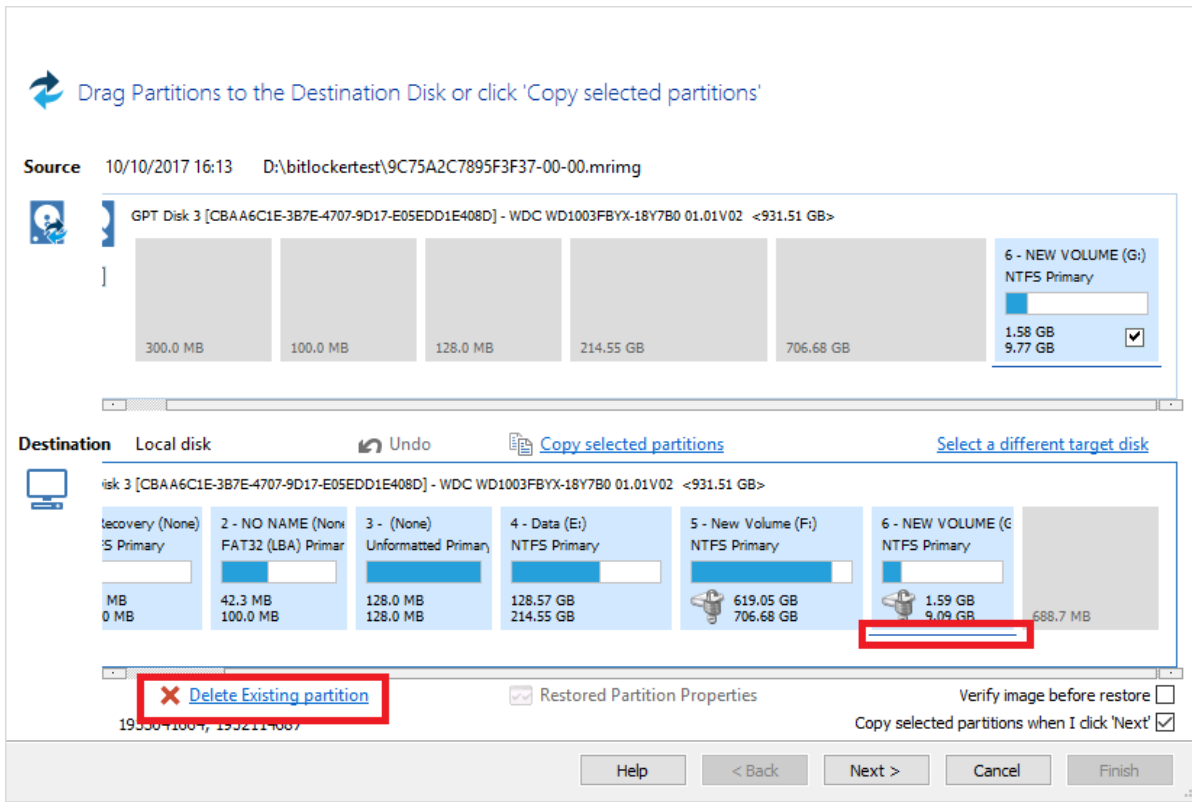
In this example, drive 'G' on the target has been shrunk and the restore will error if Drag and Drop is used to replace the target partition.



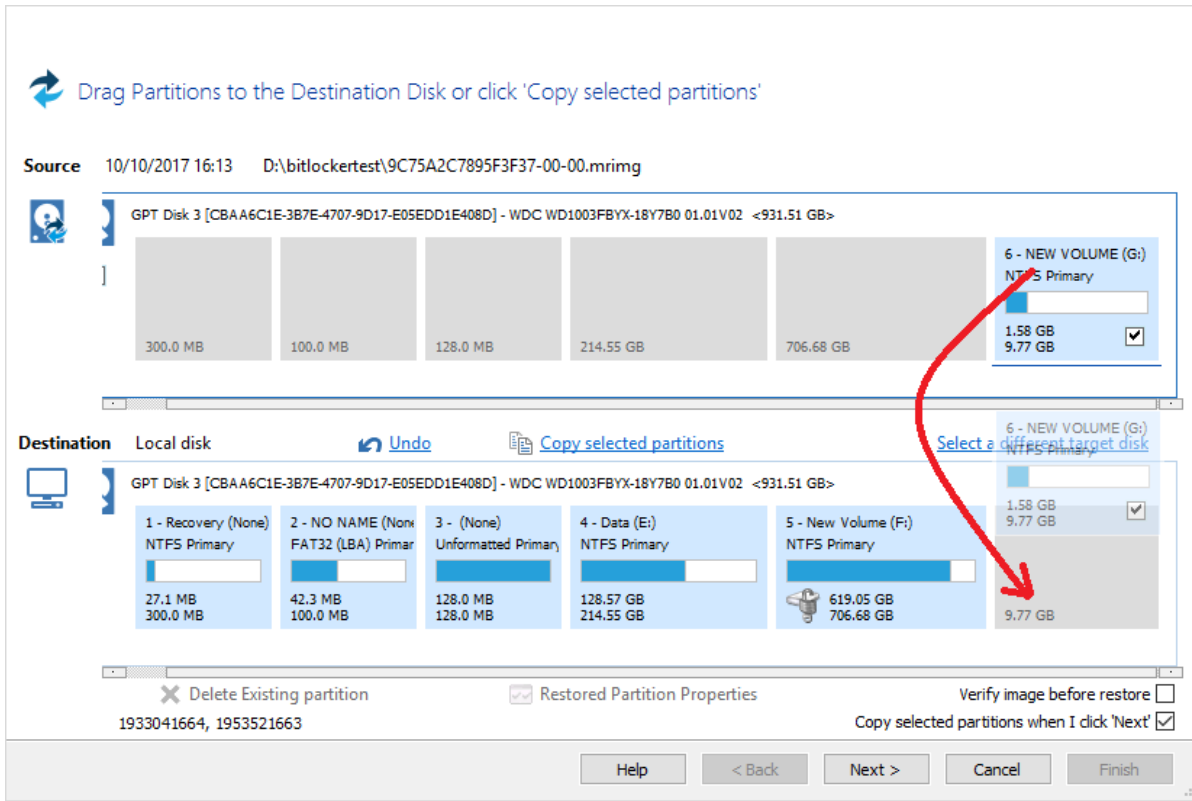
## Force a BitLocker Removal Restore

To force a **BitLocker Removal Restore** where the source and target partitions are a different size, **click 'Copy Selected Partitions'**. This will automatically delete the target partition before restoring.

Alternatively, when using **'Drag and Drop'**, first delete the current partition manually by **clicking the target partition with the left mouse button and clicking 'Delete Existing Partition'**.



Then 'Drag and Drop' the source partition to the target free space.



The restored partition can also be resized if necessary.

Please note that after the restore BitLocker must be re-enabled as described here: [BitLocker Restore/Clone Outcomes](#)

---