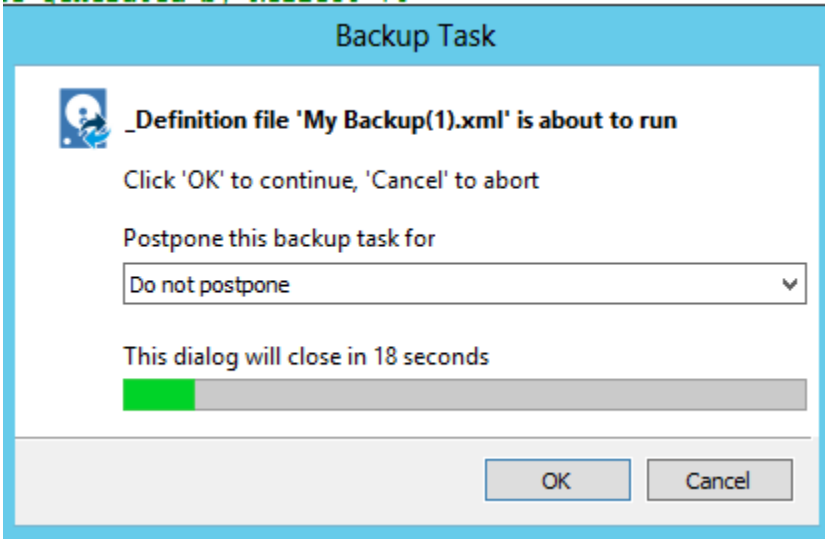
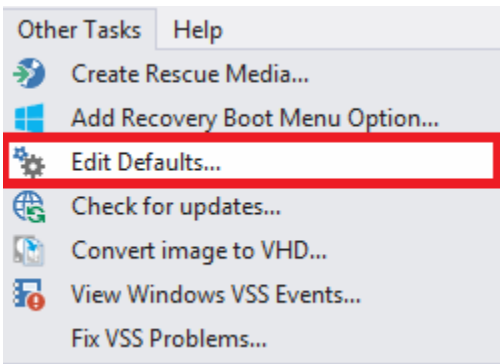


# How to disable the backup notification dialog

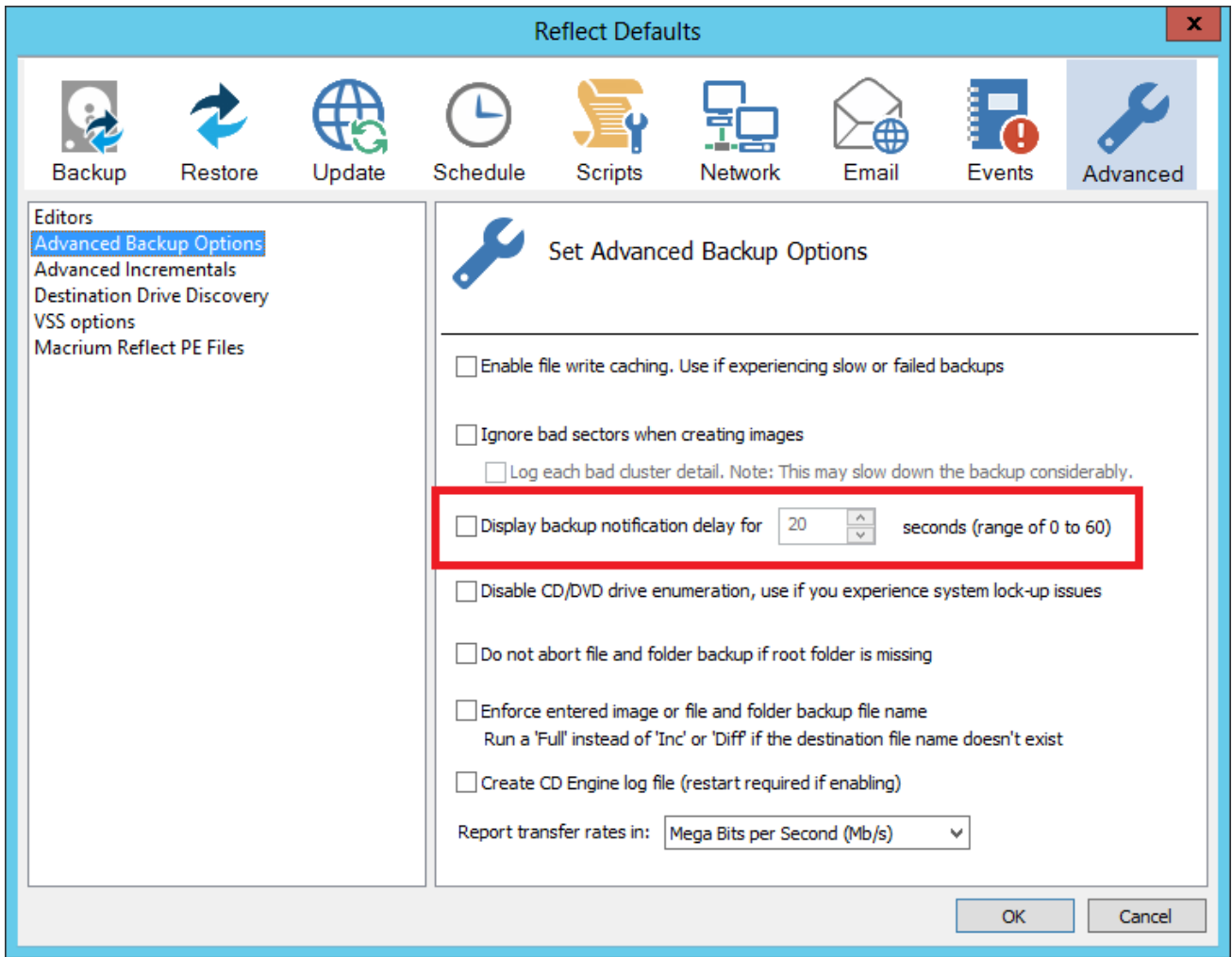
When running Macrium Reflect as a scheduled task or from the command line a warning notification dialog is displayed.



To prevent this dialog from displaying take the **'Other Tasks' > 'Edit defaults'** menu



Then click **'Advanced' > 'Advanced Backup Options'** and de-select **'Display backup notification'**



The image shows the 'Reflect Defaults' dialog box in Macrium Reflect, with the 'Advanced' tab selected. The 'Advanced Backup Options' section is highlighted in the left-hand navigation pane. The main area contains several checkboxes and a spinner control. The checkbox for 'Display backup notification delay for 20 seconds (range of 0 to 60)' is highlighted with a red rectangle. Other options include 'Enable file write caching', 'Ignore bad sectors when creating images', 'Log each bad cluster detail', 'Disable CD/DVD drive enumeration', 'Do not abort file and folder backup if root folder is missing', 'Enforce entered image or file and folder backup file name', and 'Create CD Engine log file'. The 'Report transfer rates in' dropdown is set to 'Mega Bits per Second (Mb/s)'. 'OK' and 'Cancel' buttons are at the bottom right.

Reflect Defaults

Backup Restore Update Schedule Scripts Network Email Events Advanced

Editors

- Advanced Backup Options
- Advanced Incrementals
- Destination Drive Discovery
- VSS options
- Macrium Reflect PE Files

Set Advanced Backup Options

- Enable file write caching. Use if experiencing slow or failed backups
- Ignore bad sectors when creating images
  - Log each bad cluster detail. Note: This may slow down the backup considerably.
- Display backup notification delay for 20 seconds (range of 0 to 60)
- Disable CD/DVD drive enumeration, use if you experience system lock-up issues
- Do not abort file and folder backup if root folder is missing
- Enforce entered image or file and folder backup file name
  - Run a 'Full' instead of 'Inc' or 'Diff' if the destination file name doesn't exist
- Create CD Engine log file (restart required if enabling)

Report transfer rates in: Mega Bits per Second (Mb/s)

OK Cancel