

VSS Error 0x8000ffff Backup aborted! - Failed To Create Volume Snapshot

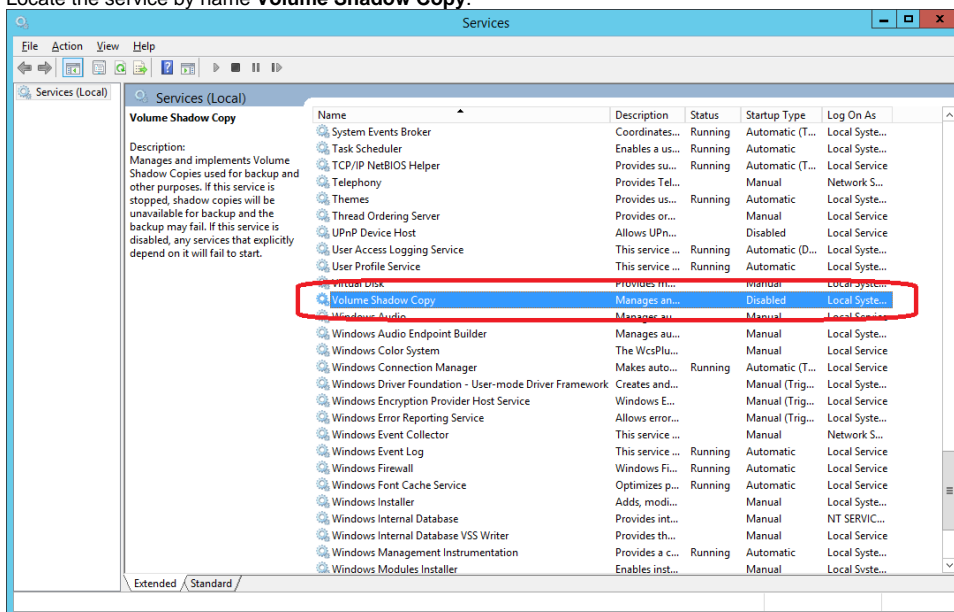
Problem

The Volume Shadow Copy service, or supporting services, are either not running or have become corrupt. Possible solutions to this issue are:

- [Enable Volume Shadow Copy service](#)
- [Enable COM+ Event System service](#)
- [Register the Microsoft VSS components](#)

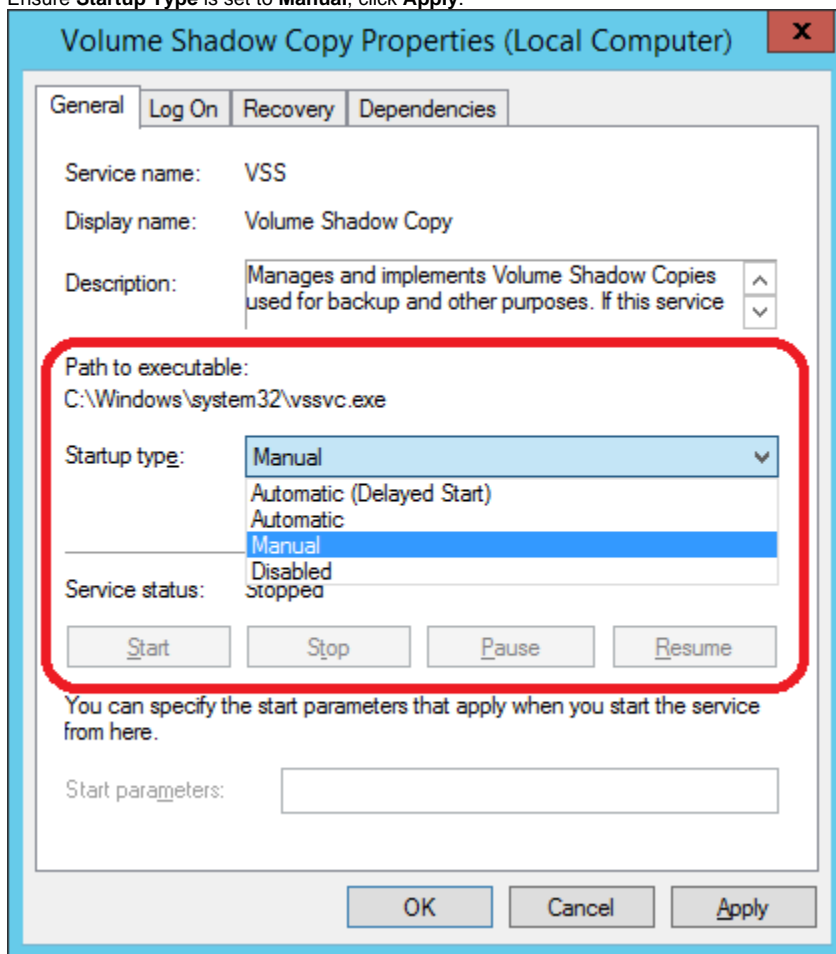
Solution - Enable Volume Shadow Copy Service

1. Click **Start** then **Run**, type in **services.msc** and press the **Enter** key to launch the Windows Service control manager.
2. Locate the service by name **Volume Shadow Copy**.

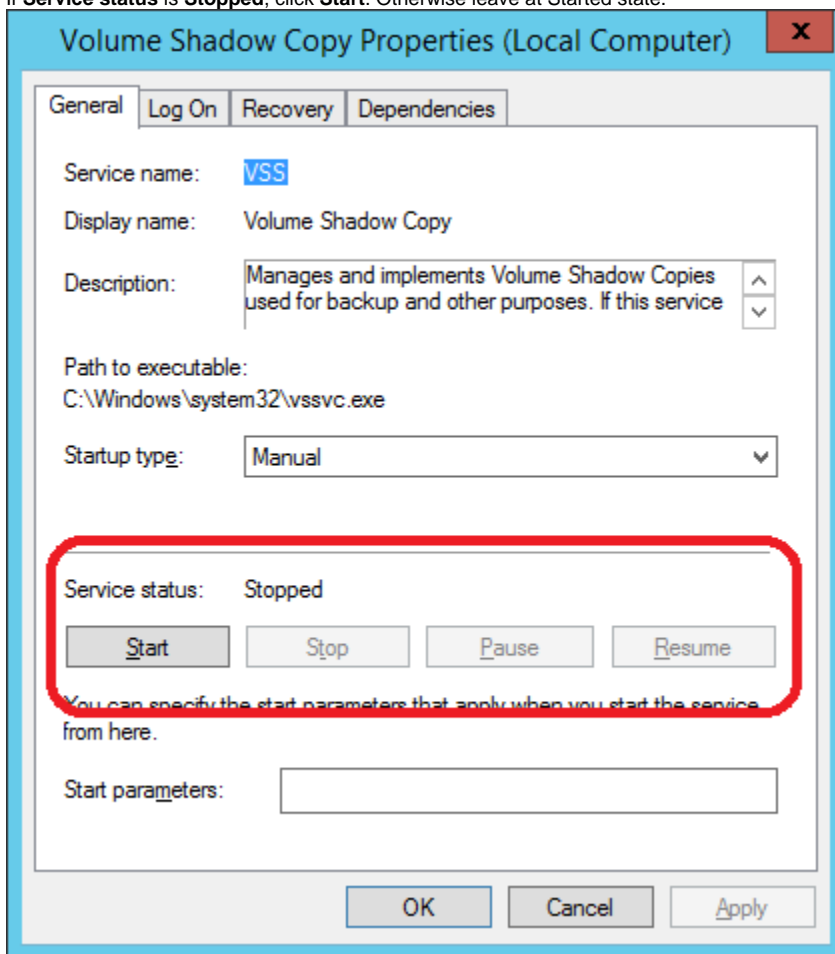


3. Right click and select Properties. The service dialog is shown.

4. Ensure **Startup Type** is set to **Manual**, click **Apply**.



5. If **Service status** is **Stopped**, click **Start**. Otherwise leave at Started state.



6. Click **OK**.

[Top of page](#)

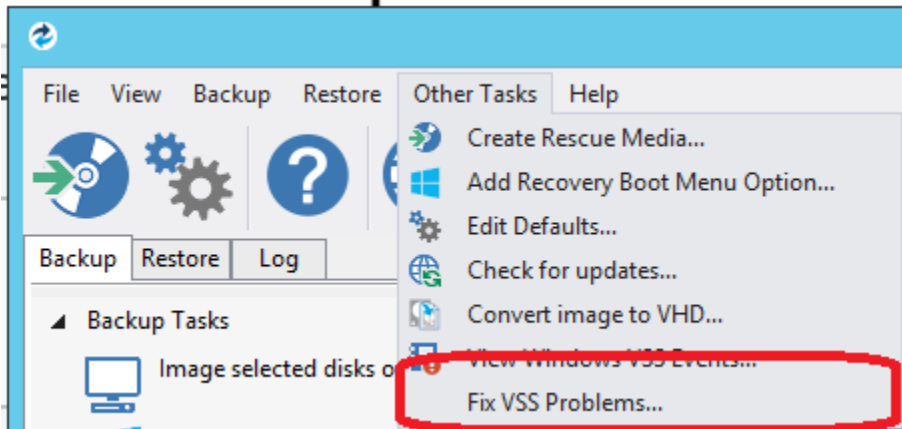
Solution - Enable COM+ Event System Service

1. Launch Windows Service control manager as shown above.
2. Locate the service by name **COM+ Event System**.
3. Right click on **COM+ Event System** and select **Properties**, the service dialog is shown.
4. Ensure **Startup Type** is **Automatic**, click **Apply**.
5. If **Service Status** is **Stopped**, click **Start**. Otherwise, leave at Started state.
6. Click **OK**.

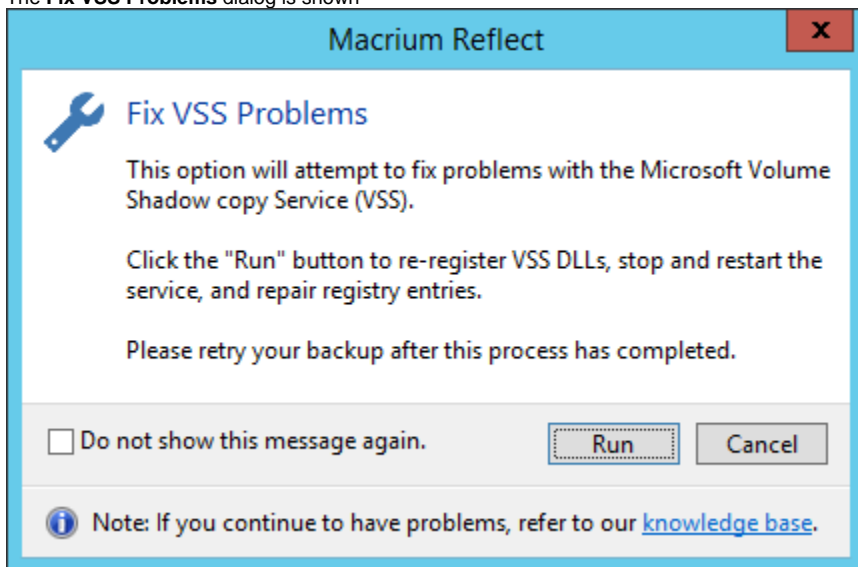
[Top of page](#)

Solution - Register the Microsoft VSS Components

1. From the Macrium Reflect main menu, click **Other Tasks** then **Fix VSS Problems**



2. The **Fix VSS Problems** dialog is shown



3. Click **OK** to register the Microsoft VSS Components

Top Of Page

Related articles

- [Macrium Services Provider License Agreement explained](#)
- [Backup aborted! - Unable to lock volume](#)
- [Reparse points in Disk Images](#)
- [Windows becomes unresponsive when creating a disk image](#)
- [VSS Error - Selected writer 'Registry Writer' is in failed state!](#)