

Confirming that Macrium download is genuine

We are often asked from concerned customers if our installers have been infected with malware, or if third parties have included toolbars and additional download items to our installer.

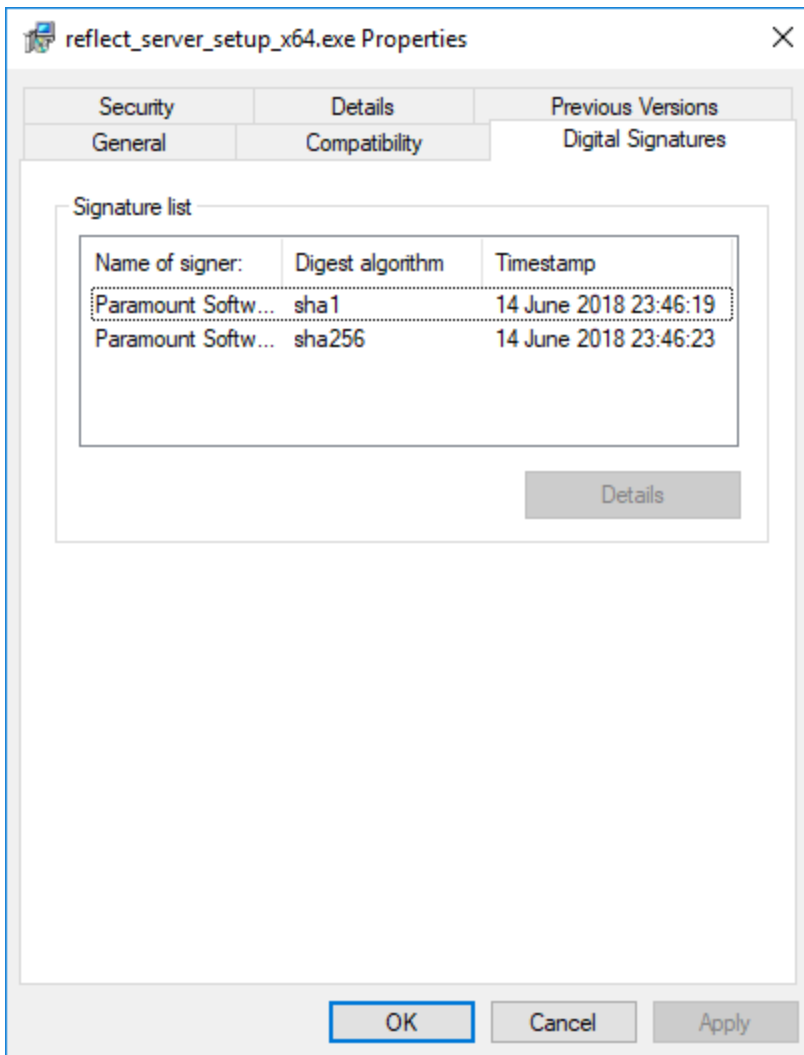
We take the provenance of our downloads seriously. If you believe that a download has been compromised, please contact us immediately, after finding that any of the following checks fail.

The following steps will enable to you confirm that the file you downloaded is byte for byte, the one created by our build process.

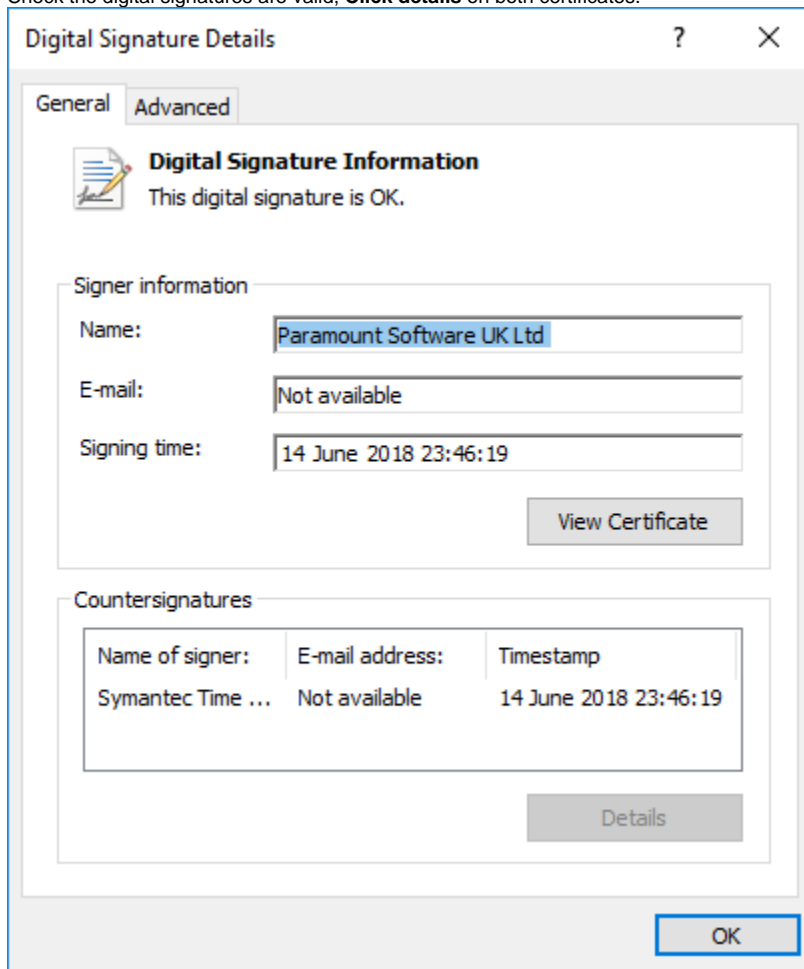
If any of the checks below fail, then the file is not to be trusted; please re-download using only links on www.macrium.com

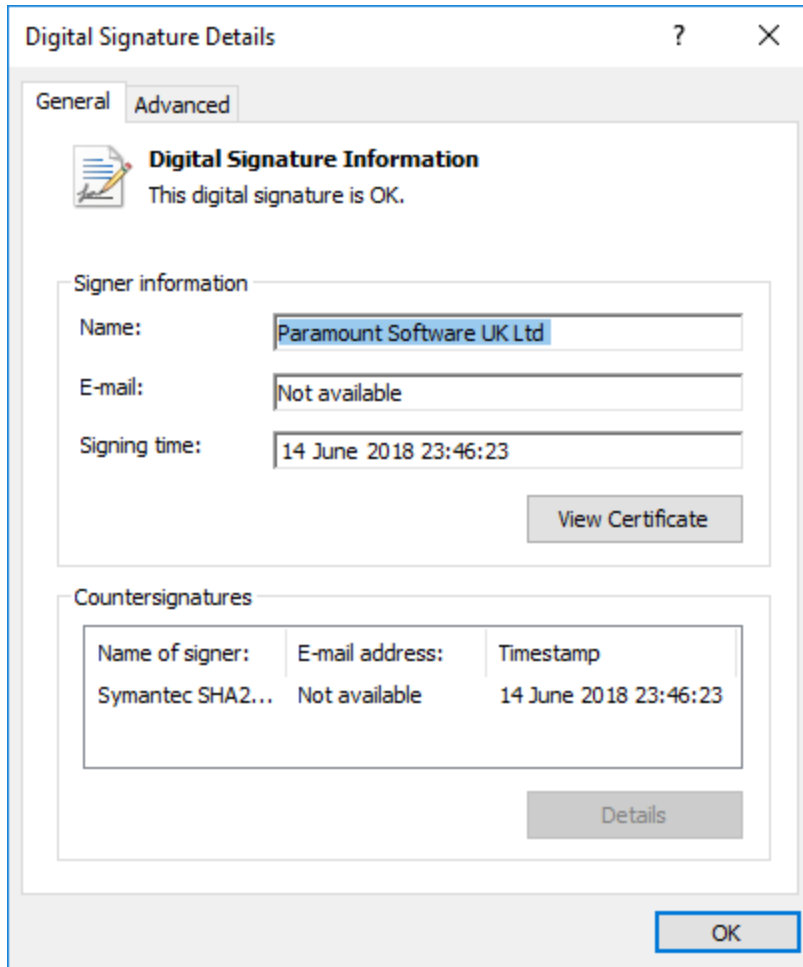
You can read more about code signing and the assurance it confers here.
<http://msdn.microsoft.com/en-us/library/ie/ms537361%28v=vs.85%29.aspx>

1. Right click on the downloaded file, and chose properties:
 - a. Check that the file has a digital signature (if not, the digital signature tab is not present).
 - b. Select **digital signatures tab**.
There will be two signatures, sha1 and sha256. Having two signatures ensures complete coverage for all Windows Operating Systems:



- c. Check the digital signatures are valid, **Click details** on both certificates.



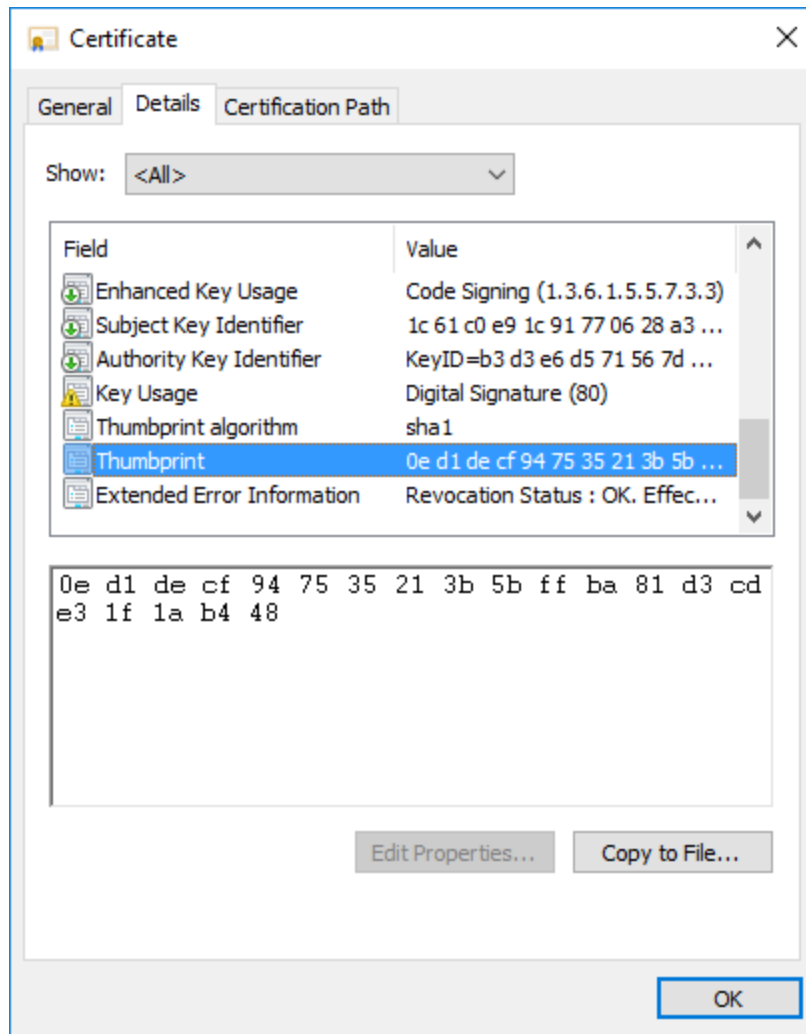


2. Verify the code signing, confirming that the file hasn't been modified and then resigned with a certificate that resembles ours:

a. Click **view certificate button**.

b. Click **details** tab.

i. The thumbprint for the sha1 certificate should be: 0e d1 de cf 94 75 35 21 3b 5b ff ba 81 d3 cd e3 1f 1a b4 48 and



- ii. The sha256 certificate should be: 8bcc580e03f385d13c76367ad73c4373b5dd331c

