

Backup aborted! - Write operation failed - Insufficient system resources ...

Error

If your backups fail with the following message :

Backup aborted! - Write operation failed - Insufficient system resources exist to complete the requested service

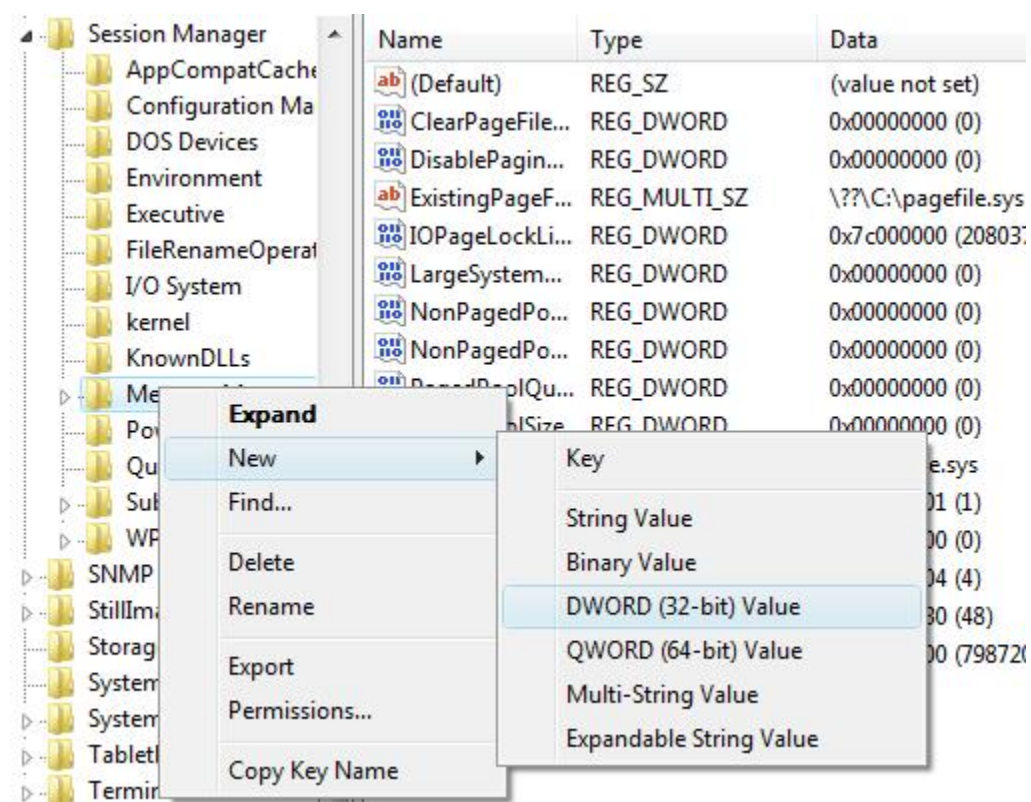
then it may be caused by your windows configuration. If so, the following steps may fix your issue:

1. Click 'Start' (then click 'Run' in XP), type 'regedit.exe' and press enter:

2. Locate and then click the following registry subkey:

HKEY_LOCAL_MACHINE\SYSTEM\CurrentControlSet\Control\SessionManager\Memory Management

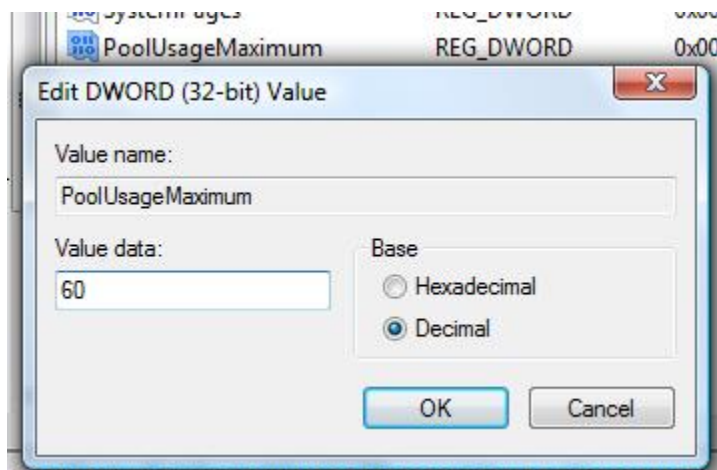
3. On the Edit menu, point to New, and then click **DWORD (32 Bit) Value**.



4. Type `PoolUsageMaximum` as the entry name, and then press **ENTER**.

5. Right-click `PoolUsageMaximum`, and then click **Modify**.

6. **Click Decimal.** ? In the Value data box, **type 60**, and then **click OK**.

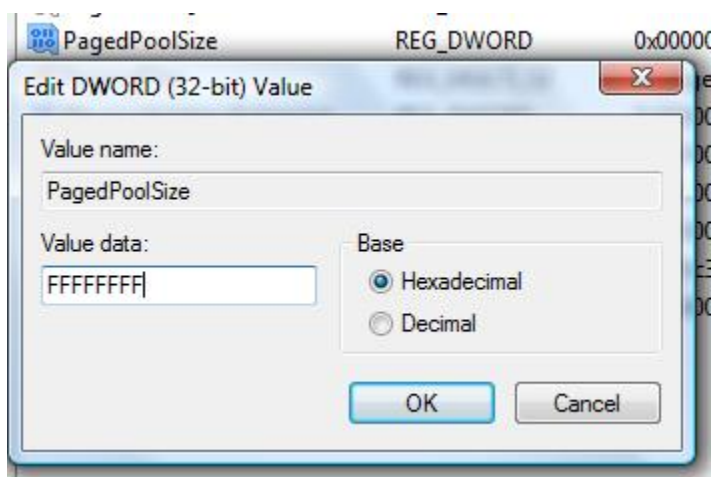


7. Create another DWORD (32 Bit) value named **PagedPoolSize** .

If this entry already exists then modify its value as described below.

8. **Right-click PagedPoolSize**, and then **click Modify**.

10. **Click Hexadecimal.** In the Value data box, **type a value of FFFFFFFF**, and then **click OK**.



11. Finally, **Reboot** and attempt to create another image.